

How to Access Your FAFSA Submission Summary



1. Log into your StudentAid.Gov account using your FSA ID. Please note that the FAFSA Submission Summary can only be accessed from the student's account.
2. Scroll down to “My Activity” and click “2026-27 FAFSA Form.” If you do not see that, click “View All Activity.”

My Activity [View All Activity >](#)

2026-27 FAFSA® Form



Processed

Submitted: 12/26/25

3. Your FAFSA Submission Summary will be available once your FAFSA is processed with all required signatures. After selecting the 2026-27 FAFSA Form, scroll down. Select the blue button that says “FAFSA Submission Summary”.

Status Tracker

✓

FAFSA® Form Started

Started on Dec 24, 2025

⌵

✓

FAFSA® Form Submitted

Started on Dec 24, 2025

⌵

✓

FAFSA® Form Processed

Started on Dec 26, 2025


⌶

Congratulations! Your FAFSA® form has been processed successfully! We recommend downloading a copy of your completed application to keep for your records.

Your FAFSA Submission Summary is ready!

Your FAFSA Submission Summary gives you information about your eligibility for federal student aid and lists your answers to the questions.

FAFSA Submission Summary



Started on

Dec 24, 2025

Processed on

Dec 26, 2025

More Resources

[Understand Financial Aid](#)

[FAFSA Landing Page](#)

[Information on Federal Pell Grant Program](#)

[Information on Federal Work-Study \(FWS\) Program](#)


[How Aid Is Calculated](#)

4. Next, select “Print FAFSA Submission Summary” located in the upper right-hand corner.

[< Back](#)

[Print FAFSA Submission Summary](#)

FAFSA[®] FORM 2025-26 **FAFSA Submission Summary**

Student  **Scholar**

Application Received
Dec. 24, 2024

Application Processed
Dec. 26, 2024

Data Release Number
1553

Viewing: **Submission 1**

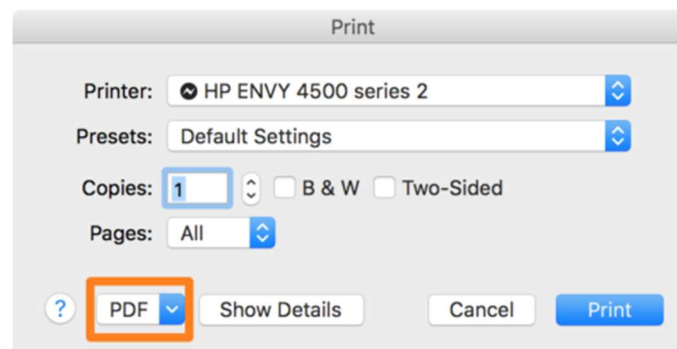
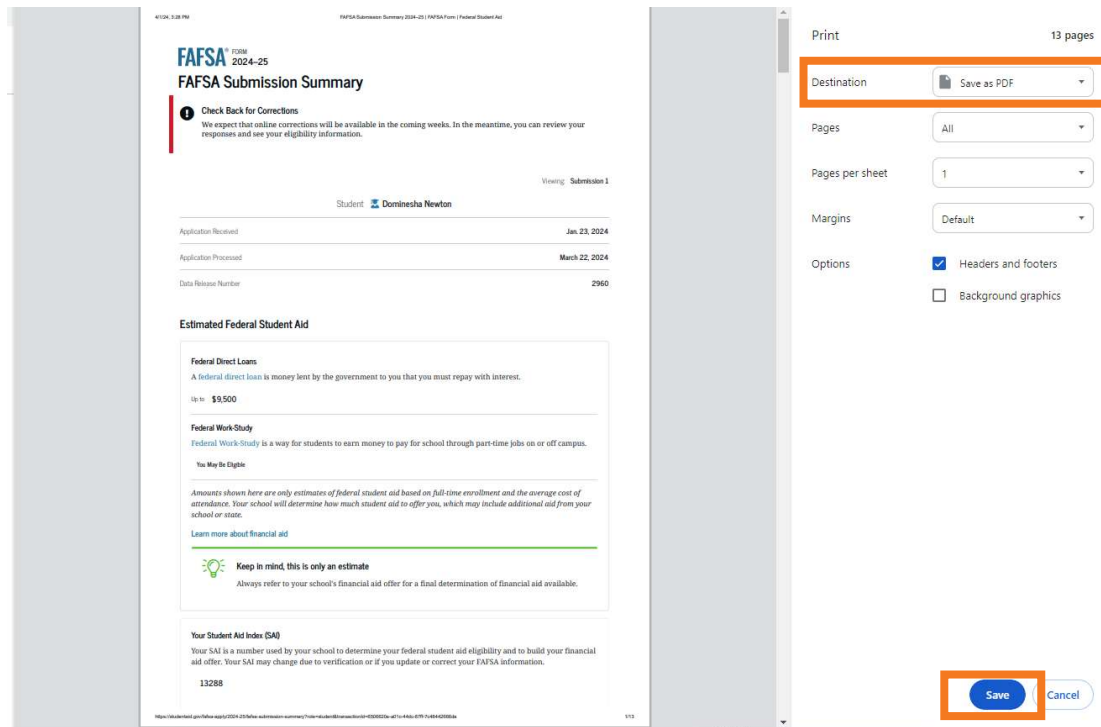
[Eligibility Overview](#) [FAFSA Form Answers](#) [School Information](#) [Next Steps](#)

Your Estimated Federal Student Aid

Federal Pell Grant You are not eligible for a Federal Pell Grant, but you may be eligible for other aid.	N/A
Federal Direct Loans A federal direct loan is money lent to you by the government that you must repay with interest.	Up to \$9,500
Federal Work-Study Federal Work-Study is a way for students to earn money to	You May Be Eligible

View All of Your Federal Student Aid in One Place
View detailed information about your federal loan and grant aid, including your enrollment history, payment history, and subsidized usage.
[Visit My Aid](#)

5. When the printer box appears, select “Save as PDF” as the printer destination, then “Save” to download the FAFSA Submission Summary to your device. *If the file name includes a special character, for example, the dash in 2025-26 you must update the file name excluding the special character to avoid an error message when uploading the file to Scholarship Central.*



If using a Mac computer, follow these steps to print to PDF.



Instructions for uploading documents to Scholarship Foundation application(s):



1. Click “Add New File” in the FAFSA Submission Summary field.
2. Click “Browse” and locate the FAFSA Submission Summary saved on your device. *Please note that if your document is saved with a special character, you must rename the file excluding special characters to avoid an error message when uploading your documents.*
3. SELECT the document.
4. Click “Save and Keep Editing”, and your file should be uploaded to your application successfully.

If you have any questions or need any assistance, please contact our [Student Advising team](#)

314-725-7990 · info@sfstl.org